

(-)

(*Columba livia*)

()

(% ,)
% , % , % ,)

(*Columba livia*)

(% ,)

(% , % ,

Study of pathological changes in digestive system of domestic pigeons (*Columba livia*) in Mosul city

M. G. Saeed and A. A. Al-Nimma

Abstract

One hundred diseased cases of pigeons (*Columba livia*) in Mosul city were examined, 67 birds (67%) showed pathological lesions in digestive system. Most of the gross and histopathological lesions occurred in intestine (29.3%) followed by oropharynx, liver, esophagus, crop, proventriculus, and pancreas the values (20.8%, 16.6%, 12.5%, 10.4%, 6.2%, 4.2%) respectively. Gross lesions of intestine showed severe tape worms infestation with petechial hemorrhage in some cases, histopathologically there were catarrhal enteritis, necrotic and hemorrhagic enteritis were less, and desquamation of mucosa with bacterial colonies. Gross lesions of oropharynx, esophagus and crop in most cases were yellow caseated masses or necrotic material. In some cases white diphtheritic membrane with thickening of mucosa in esophagus, crop and proventriculus were founded, petichial hemorrhage on the mucosa of proventriculus were less some cases. Histopathological lesions of oropharynx and esophagus were thickening of mucosa and presence of necrotic caseated foci on the submucosa. In crop there were epithelial hyperplasia and in some cases infiltration of inflammatory cells with cocobacilli bacteria and desquamation of epithelial cells were founded. In proventriculus desquamation and necrosis of epithelial cells of mucus glands with infiltration of inflammatory cells. Gross lesions in liver and pancreas were limited represented by enlargement and congestion,

(-)

histopathologically coagulative necrosis of hepatic cells with cocobacilli bacteria, pancreas showed two types of inflammation one was non-suppurative and another was suppurative.

Available online at <http://www.vetmedmosul.org/ijvs>

Columba livia

()

()

Columba livia

(-)

()

Canker

Trichomonias gallini

()

%

Microtome

()

65-

Paramyxovirus

Newcastle disease

%60

()

Adenovirus type 2

Pigeon Pox

()

Diphtheritic

Form

()

Salmonellosis

()

E.coli

()

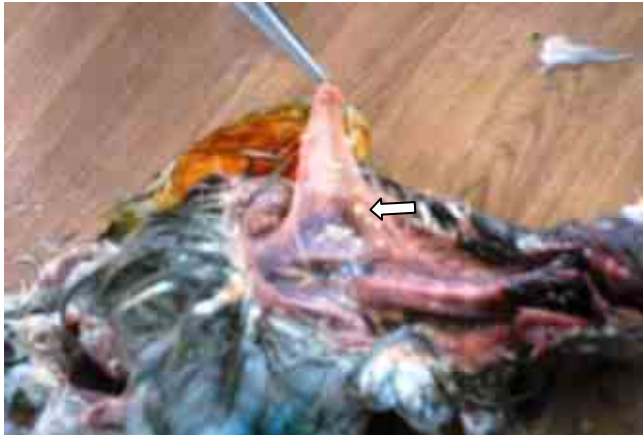
Thrush

Candida albicans

()

()

(-)



%

(% ,) (% ,) (% ,)
(% ,) (% ,) (% ,)
(% ,) (% ,) (% ,)

()
Diphtheritic membrane

Granulomatous inflammation

() Giant cell



Granulomatous inflammation

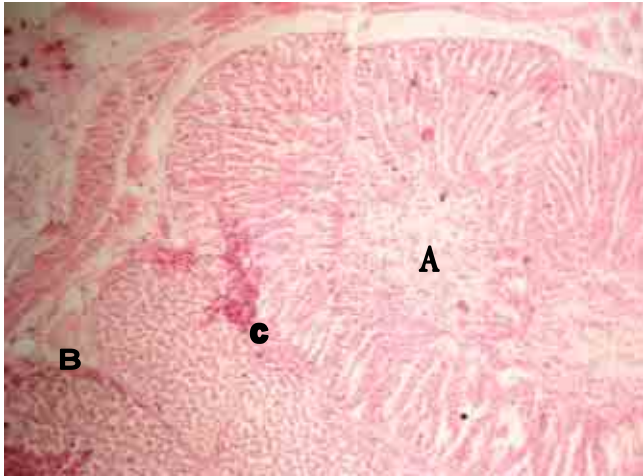
(A)

(B) Giant cell

X

.H & E

(-)



:
(A)
(B)
(C)
X
.H & E

() ()

()

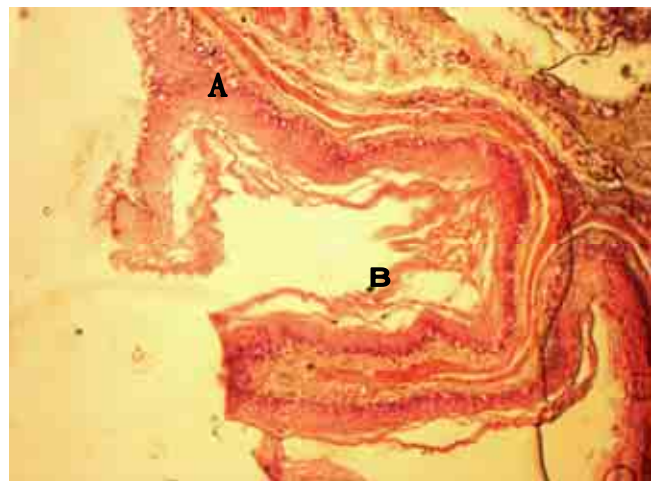
()

()



:
X
.H & E
(A)

()

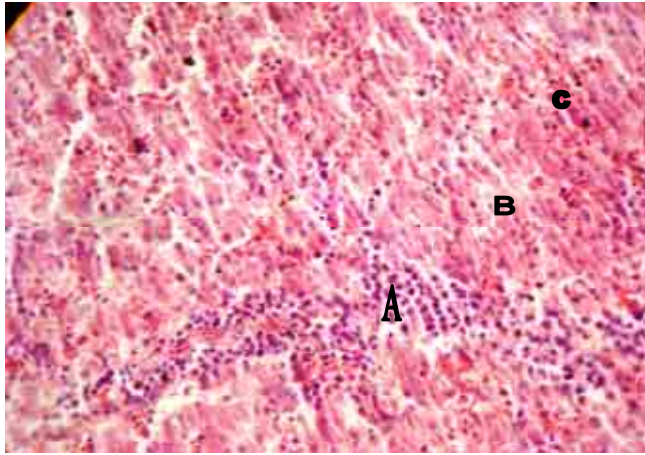


:
(A)
.H & E (B)
X

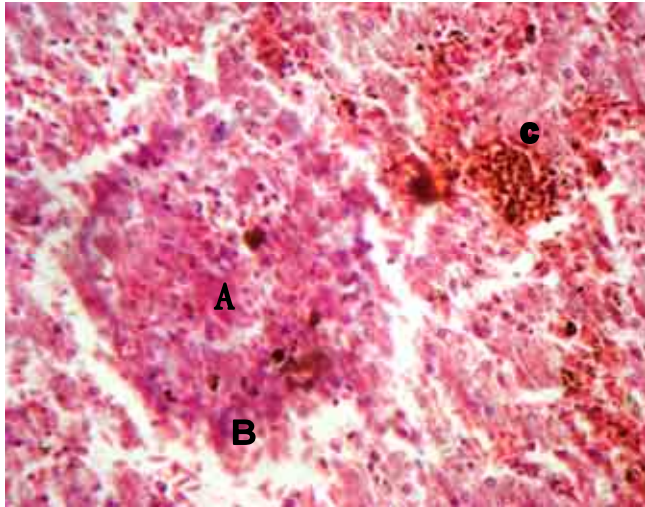
Non-suppurative pancreatitis

Cystic dilation ()

(-)



Non-suppurative pancreatitis
(B) X (A) .H & E (C)



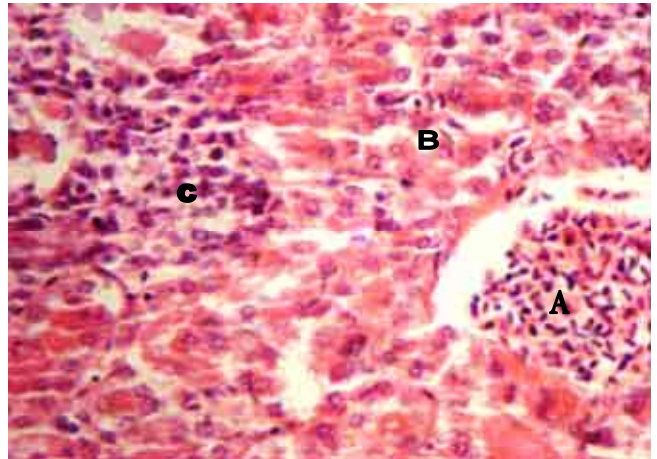
Suppurative pancreatitis
H (C) (B) (A) X .& E

Acinar cell
Suppurative pancreatitis

() Plasma cell



H (B) (A) X .& E



(A) H (C) (B) X .& E

(-)

()

Ingluvitis

Candida

Thrush

Candidiasis

E.coli

()

.() Pathogen

()

% ,

()

Proventriculus

Stress factor

.()

% ,

.()

Catarrhal enteritis

()

Hemorrhagic enteritis

II

.()

Salmonellosis

() E.coli

(Adenovirus-type1)

Paramxovirus

Avian Encephalomyelitis

.()

% ,

()

Chlamydia

()

() Trichomoniasis (Canker)

.()

Morbidity

% -

Mortality

.()

diphtheritic form

.()

Avian

Columba livia

trichomoniasis

16. Saif YM, Barnes HJ, Glisson GR, Fadly AM, McDonald LR, and Swayne DE. Diseases of poultry. 11th ed. Iowa: Iowa State University press. 2003;pp.1148.
17. Cole RA. Trichomoniasis. In: Friedud M , Christian J (technical editors). Field manual of wild life diseases. US department of interior , Washington DC. 2001.
18. Stromberg MR, Koenig WD, Walters EL, and Schweisinger J. Estimate of *Trichomonas gallinae*-induced Mortality in Band-tailed Pigeons, Upper Carmel Valley, California, Winter 2006–2007. Short communication: Wilson J Ornitho. 2008;120(3):603–606.
19. Chauhan RS, Batra SK, Sharma R, and Chand P. Investigation of an outbreak of pox in racing pigeons. Indian J Anim Sci. 1998; 67:539-541.
20. Scullion FT, and Scullion MG. Pathological findings in racing pigeons (*Columba livia domestica*) with young birds diseases. J Avian Med Surg. 2007;21(1):1-7.
21. McDougald LR, and Vindevogel H. Viral infections in pigeons. In: Saif YM. (chief editor) ,Barnes HJ , Glisson JR , Fadly AM , McDougald LR, and Swayne D. Diseases of poultry. 11th ed, Iowa state press, Ames, Iowa. 2003;pp.1006-1008.
22. Lillehaug IA, Jonassen CM, Bergsjø B, Hofshagen M,Tharaldsen L, Nesse L, and Handeland K. Screening of Feral Pigeon (*Colomba livia*), Mallard (*Anas platyrhynchos*) and Graylag Goose (*Anseranser*) Populations for *Campylobacter* spp.,*Salmonella* spp., Avian Influenza Virus and Avian Paramyxovirus. Acta vet scand. 2005;46:193-202.
23. Toplu N, and Alcigir G. Avian encephalomyelitis in naturally infected pigeons in Turkey. Avian Pathology. 2004;33(3):381- 386.
24. Tripathy DN. Pox. In: Calnek BW. Diseases of poultry. Iowa state University Press, Ames, Iowa.; 1991;pp. 583-596.
3. Hoefler HL. Diseases of the gastrointestinal tract. In: Altman RB, Clubb SL, Dorrestein GM. Avian medicine and surgery.: Saunders an imprint of Elsevier, Pennsylvania. 1997;pp. 419.
4. Toro H, Saucedo C, Borie C, Cough RE, and Alcanio H. Health status of free living pigeons in the city of Santiago. Avian Path. 1999;28:619-623.
5. Shaheen S, Anjum AD, Rizvi F. Clinico-pathological observation of pigeons (*Columba livia*) suffering from Newcastle disease. Pakistan Vet J. 2005;25(1):5-8
6. Vereecken M, Detterdet P, Ducatelle R. Adenovirus infection in pigeons. Avian Path. 1998;2:333-338.
7. 7-Marlier D,Vindevogel H. Viral infections in pigeons. Vet J. 2006; 172(1):40-51.
8. Barbezange C, Jestin V. Monitoring of pigeon paramyxovirus type-1 in organs of pigeons naturally infected with *Salmonella Typhimurium*. Avian Path. 2003;32(3):277-283.
9. Kokan RM, Hasenclever HF. Normal yeast flora of the upper Digestive tract of some wild columbids. J Wildlife Dis. 1972;8:365-368.
10. Luna LG. Manual of histological staining methods of the armed forces institute of pathology. 3rd ed., Mac Graw Hill Book Company, New York. 1968;pp. 38-76.
11. Hooimeijer J, Dorrestein GM. Pigeons and doves. In: Altman RB, Clubb SL,and Dorrestein GM. Avian medicine and surgery.: Saunders an imprint of Elsevier, Pennsylvania. 1997;pp. 895-901.
12. DeHerdt P, Devriese L. Pigeon. In: Tully TN, Lawton MP,and Dorrestein GM. Avian medicine. Elseiver's health ciences. Philadelphia. 2003; pp.312-330.
14. Rupiper FT. Diseases that effect race performance of homing pigeons. Part II:Bacterial ,fungal and parasitic diseases. J Avian Med Surg. 1998; 12:138-148.